

# Hyperuniform Jammed Sphere Packings Have Anomalous Material Properties

Jack R. Dale, James D. Sartor, R. Cameron Dennis, and Eric I. Corwin

*Department of Physics and Materials Science Institute,  
University of Oregon, Eugene, Oregon 97403, USA.*

(Dated: January 19, 2022)

A spatial distribution is hyperuniform if it has local density fluctuations that vanish in the limit of long length scales. Hyperuniformity is a well known property of both crystals and quasicrystals. Of recent interest, however, is disordered hyperuniformity: the presence of hyperuniform scaling without long-range configurational order. Jammed granular packings have been proposed as an example of disordered hyperuniformity, but recent numerical investigation has revealed that many jammed systems instead exhibit a complex set of distinct behaviors at long, emergent length scales. We use the Voronoi tessellation as a tool to define a set of rescaling transformations that can impose hyperuniformity on an arbitrary weighted point process, and show that these transformations can be used in simulations to iteratively generate hyperuniform, mechanically stable packings of athermal soft spheres. These hyperuniform jammed packings display atypical mechanical properties, particularly in the low-frequency phononic excitations, which exhibit an isolated band of highly collective modes and a band-gap around zero frequency.

## I. INTRODUCTION

A statistically homogeneous distribution of points throughout some volume is uniform in the sense that the probability density function is constant throughout the volume. However, any finite sampling of this function will necessarily contain density fluctuations at all length scales. By contrast, a hyperuniform random distribution is one in which density fluctuations are completely suppressed at long length scales [1, 2]. While this phenomena is most closely associated with crystalline and quasicrystalline patterns [3], hyperuniformity also appears in disordered systems such as the prime numbers [4, 5] as well as in materials which are both disordered and statistically isotropic [3, 6–13]. Hyperuniformity can even be realized in amorphous packings of circles and spheres [14–18]. Further, hyperuniform materials could be used for creating efficient sensory networks without the drawbacks of aliasing. These hyperuniform sensory networks have even been shown to arise in nature, in particular in the distribution of photoreceptors within the eyes of chickens [19].

It is natural to suspect that all jammed sphere packings are hyperuniform as the relaxation process by which such packings are formed will necessarily involve smoothing out local density fluctuations relative to an uncorrelated initial configuration [1]. However, recent numerical evidence demonstrates that, for typical protocols used to create jammed packings *in silico*, an emergent length scale appears at which this suppression abates [15, 20]. Further exploration of the link between hyperuniformity and jamming could give rise to deeper insights into the nature of the glass transition, and more generally of geometric order within amorphous materials. In this light, any protocol which can generate concrete examples of hyperuniform materials has significant theoretical and numerical applications.

## II. CREATING HYPERUNIFORM PACKINGS

In order to create hyperuniform jammed packings we combine a protocol for creating mechanically stable sphere packings with a straightforward protocol for transforming any weighted point pattern into a hyperuniform point pattern. This recipe was developed in parallel with reference [18].

### A. Mechanically Stable Sphere Packings

Packings are simulated as sets of  $N$  spherical particles each in a cubic periodic bounding box of unit volume. Particles have radii  $r_i$  and positions  $\vec{x}_i$ , and interact

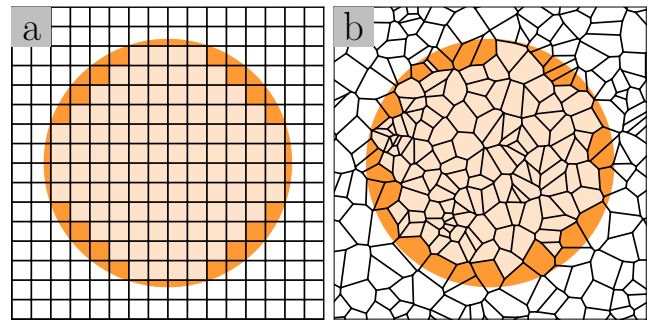


FIG. 1. The cells fully (light orange) and partially within (orange) a circular region. a) in a periodic tessellation, which is hyperuniform, the variance within a sampling window is introduced only from the cells on the window’s boundary. b) in the tessellation of a Poisson point pattern, variance arises from variation in both the bulk and the surface of the window, leading to uniform statistics. If, however, the weight of each cell is made to be proportional to its area, then there will be no density fluctuations in the interior and as such it will follow hyperuniform statistics.

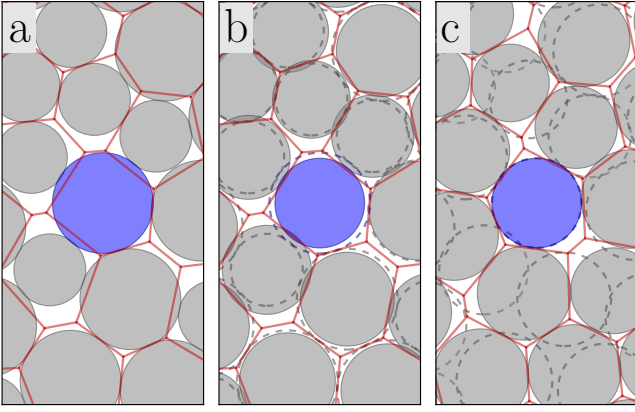


FIG. 2. Illustration of the Voronoi rescaling. a) a mechanically stable packing is generated and its Voronoi tessellation is computed, shown in red lines. Middle: the radii are rescaled (from dashed circles to filled solid circles) so that each particle occupies a fixed fraction of its Voronoi cell, making the system hyperuniform but disrupting the mechanical equilibrium. b) The packing is relaxed (from previous positions in dashed circles to filled solid circles) back to mechanical stability.

through a harmonic pairwise interaction:

$$U = \sum_{i>j} \frac{1}{2} \left( 1 - \frac{|\vec{x}_j - \vec{x}_i|}{r_i + r_j} \right)^2 \Theta \left( 1 - \frac{|\vec{x}_j - \vec{x}_i|}{r_i + r_j} \right) \quad (1)$$

where  $\Theta$  is the Heaviside step function.

Packings are created from random starting positions at a fixed packing fraction  $\varphi$  and then minimized using the FIRE algorithm until the packing reaches mechanical stability [21]. These relaxation methods are chosen to approximate a rapid quench from infinite temperature.

### B. From Weighted Point Pattern to Hyperuniformity

Given a point pattern in  $d$  dimensions we may describe density fluctuations by considering the number of particles which fall within an ensemble of similarly shaped window functions. We define  $\sigma_l^2(r)$  to be the variance of the total number to fall within the subset of windows sharing a length scale  $r$ .

As illustrated in figure 1, a Poisson point pattern, or indeed any sufficiently uncorrelated distribution, will have a variance which grows linearly with the mean number of points and so will have  $\sigma_l^2(r) \propto r^d$ . Conversely, in any periodic or quasi-crystalline distribution the only contribution to variance within a sampling window comes from the unit cells that are bisected by the window's boundary, leading to a variance which grows as the surface area  $\sigma_l^2(r) \propto r^{d-1}$ . Such a point pattern is said to be hyperuniform. This definition may be generalized to weighted point patterns by considering the variance of the total weight within the window function rather than the num-

ber of points. For purposes of analyzing density fluctuations in granular packings, we idealize each particle as a delta distribution at the particle's center with weight equal to the volume of the particle. This choice has been shown to not affect the long range correlations [15]. Thus we compute the density distribution  $\rho$  as

$$\rho(\vec{x}) = \sum_i \frac{\pi^{d/2}}{\Gamma(\frac{d}{2} + 1)} r_i^d \delta(\vec{x} - \vec{x}_i). \quad (2)$$

We propose a method to create hyperuniform packings from conventional packings by iteratively resizing particles to achieve uniform local density in the system, as illustrated in figure 2. We first turn the point pattern associated with the packing into a hyperuniform point pattern with the following algorithm:

1. Compute the Voronoi tessellation [22] associated with the point pattern.
2. Compute the volume of each cell in the tessellation.
3. Assign to each point a *new* weight proportional to the volume of the local cell.

In figure 3, we demonstrate the validity of this method for creating hyperuniform distributions. We do so by applying this Voronoi rescaling to a large number of Poisson points in a periodic box. We note that although we use the Voronoi tessellation, any tessellation with a well-behaved diameter distribution should work equally well.

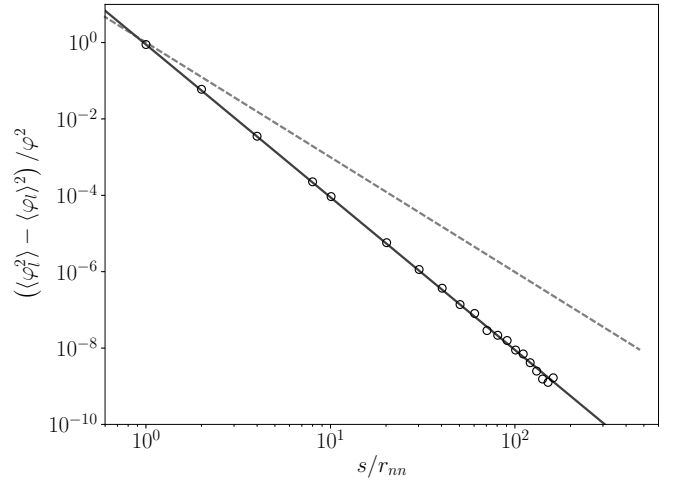


FIG. 3. Fluctuations in local density,  $\varphi_l$ , in a cubic region plotted against the side length  $s$  of the cubic region scaled by the typical distance between nearest neighbors,  $r_{nn}$ . Black circles show the measured density fluctuations for a rescaled Poisson point distribution of  $2^{25} = 33,554,432$  particles in 3 dimensions. The hyperuniform power law with exponent  $-(d+1)$  is shown as a solid black line. The grey dashed line shows the power law distribution for a uniform distribution,  $-d$ .

In the context of sphere packings this process will change each particle's volume and thus the polydispersity

of the spheres. Even with a mechanically stable starting configuration, this Voronoi rescaling will generally result in a mechanically unstable system. To generate a packing that is *both* hyperuniform and mechanically stable, we must find a fixed point of both rescaling and energy minimization.

To locate such a fixed point, we begin with mechanically stable monodisperse packings in  $d = 3$ . The packings are then alternately Voronoi rescaled and partially minimized. We repeat this process until the unbalanced body forces remain below our minimization threshold even after rescaling. We find that such a procedure will almost always converge to a fixed point that is a mechanically stable, hyperuniform packing.

### III. ANALYSIS

#### A. Convergence

The dynamics of our iterative algorithm are not monotonic in energy, and explore a particularly high-dimensional configuration space of positions and radii in which we expect hyperuniform fixed points to be relatively rare. It is thus surprising that this algorithm would ever converge, much less as robustly as it does.

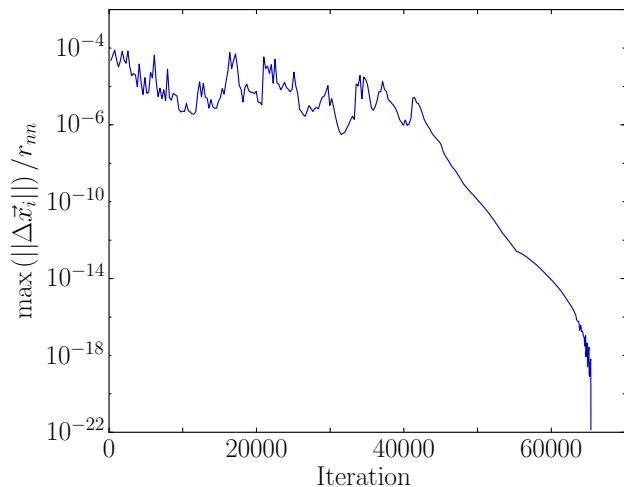


FIG. 4. Maximum particle displacement in a 3D packing with  $N = 1024$  particles, initially prepared in monodisperse equilibrium at  $\varphi = 0.7$  as we apply our iterative rescaling protocol. Each iteration consists of a Voronoi rescaling followed by a partial energy minimization. This system shows typical qualitative behavior for systems that converge to a fixed point.

We track the dynamics of iteration by measuring the maximum square displacement, which provides an indication of this convergence. Sufficiently far from the jamming point, we find the behavior shown in figure 4: systems quickly enter a regime of random motion within a consistent range of maximum square displacements. Eventually, the system (usually) falls into an approxi-

mately exponential descent until the displacement becomes impossible to resolve numerically. This reduction in displacement is connected to the existence of a fixed point, and the exponential behavior is related to the local analyticity of the energy landscape about that fixed point. Some systems instead remain in a state of random motion for a very long time, and limit cycles, while rare, have been observed.

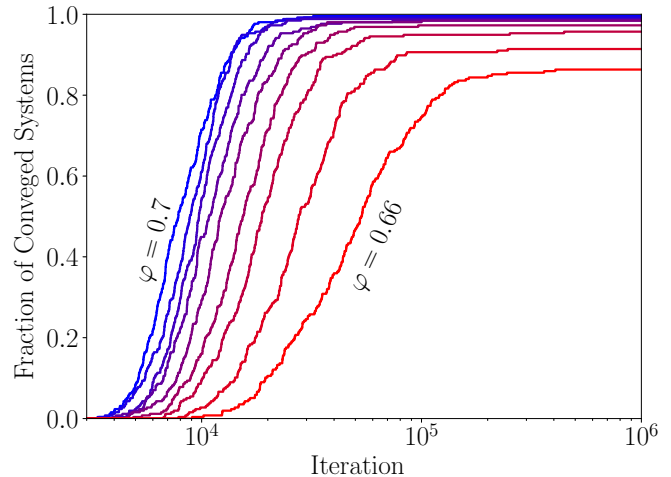


FIG. 5. Cumulative distributions of converged systems for a sampling of packings with  $N = 256$  particles at a range of packing fractions from  $\varphi = 0.7$  to  $\varphi = 0.66$ , approaching the jamming density  $\varphi_j \approx 0.64$ . Packings nearer to jamming converge less frequently, and those that do converge do so more slowly. Larger systems show qualitatively similar behavior.

Over an ensemble of many similar realizations, we observe that the probability of convergence approaches its maximum exponentially. This can be understood by assuming that falling into a fixed point is a Poisson process on the random walk through configuration space. The long-time probability of convergence depends on the parameters of the realizations, and most sensitively on the packing fraction, which we illustrate in figure 5. While the characteristic time of convergence increases mildly as the jamming transition  $\varphi_j$  is approached, the total probability of convergence decreases, carving out a regime around the critical point in which locating fixed points is at best computationally infeasible and at worst impossible. In order to ensure relatively quick convergence to fixed points, we primarily focus on systems relatively far from jamming.

#### B. Structure Factor Scaling

The static structure factor  $S(\vec{k})$  measures the strength of density correlations at a given wavevector  $\vec{k}$  [1]. Any point pattern will have large correlations at short distances (large  $\vec{k}$ ). Uniform point patterns will have finite correlations even at very large distances ( $\vec{k}$  approach-

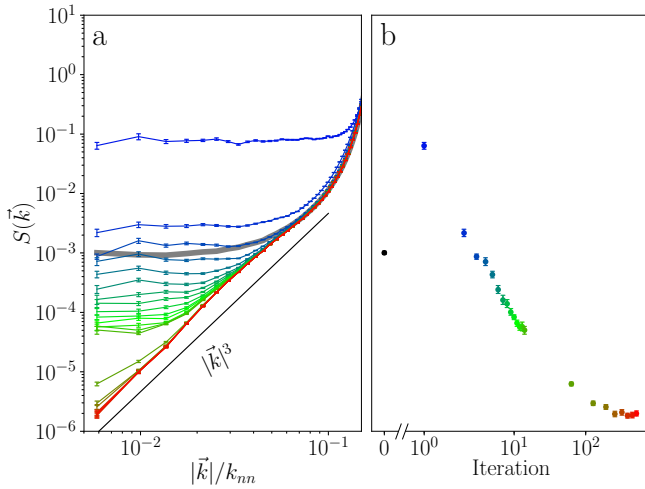


FIG. 6. a) Averaged structure factor  $S(\vec{k})$  shown against wavevector magnitude  $|\vec{k}|$  scaled by the nearest neighbor Poisson wavevector  $k_{nn}$  for 13 packings of  $N = 65536$  particles in  $d = 3$ . Packings are prepared initially in monodisperse equilibrium at  $\phi = 0.8$ . The structure factor for the initial configurations is shown as a grey solid line. As we iterate our rescaling protocol, the average structure factor is shown to evolve, (colors ranging from blue to green to red). b)  $S(\vec{k}_{\min})$  shown against the number of iterations of our rescaling protocol.

ing zero) whereas a hyperuniform point pattern will have vanishing correlations [1].

In Figure 6, we show that iteration of our constructive algorithm suppresses long-range density fluctuations, as measured by the average value of  $S(\vec{k})$  for a set of packings. Of particular interest is  $\lim_{|\vec{k}| \rightarrow 0} S(\vec{k})$  which must be zero when we reach a hyperuniform fixed point. In the initial mechanically stable packing we observe that  $S(\vec{k})$  reaches a constant value as  $\vec{k}$  approaches zero, indicating that it is not hyperuniform. We consider the value of  $S(\vec{k})$  at  $\vec{k}_{\min}$ . After a single iteration this value of  $S(\vec{k}_{\min})$  increases, because individual iterations only perform partial minimizations, which initially introduces density fluctuations. As iteration continues, however,  $S(\vec{k}_{\min})$  decreases, indicating that the system is becoming hyperuniform. Near the fixed point, the functional form of the structure factor resembles a power law  $S(\vec{k}) \approx a|\vec{k}|^3$ .

### C. Mechanical Properties

Packings generated by Voronoi iteration represent a concrete set of examples with which to explore the mechanical properties of hyperuniform granular materials. The vibrational density of states  $D(\omega)$  for sphere packings above jamming has been well characterized in previous work [23–26]. In figure 7(a), we show the density of states for both the initial packing and the hyperuniform final configuration. At the densities explored in this work

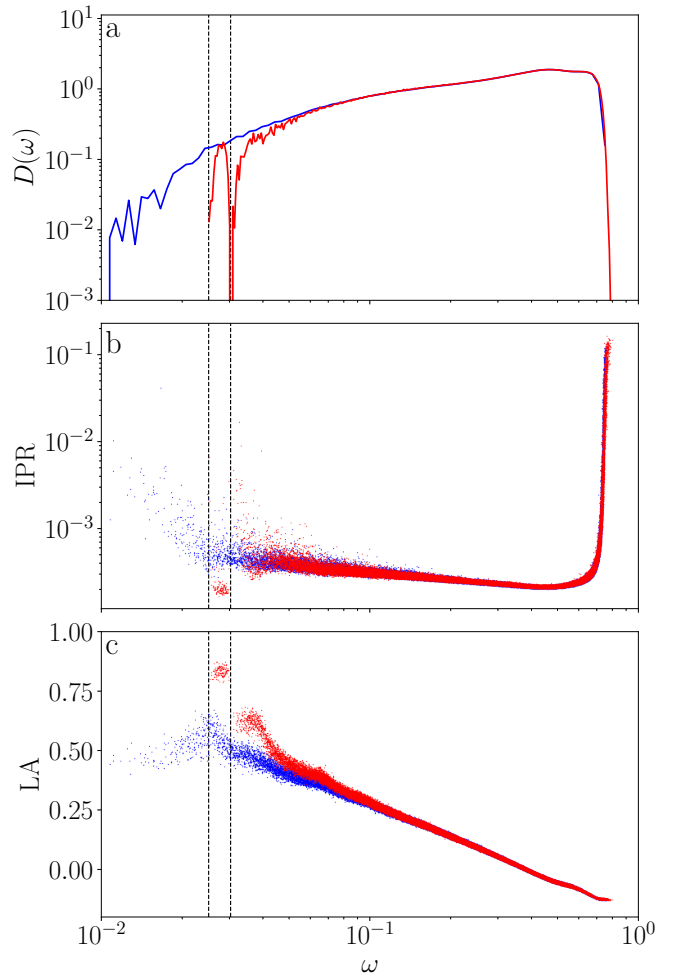


FIG. 7. Mechanical properties shown against frequency of vibrational modes  $\omega$  for initial packings (blue) and hyperuniform final configurations (red). Sloshing modes, outlined in dashed grey lines, are shown to be easily distinguishable and characteristically different from the modes of a typical packing. Data is averaged over 22 packings with  $N = 8192$  in  $d = 3$  at  $\phi = 0.7$ . a) Density of States  $D(\omega)$  shows the band gap around zero frequency and the band of sloshing modes in hyperuniform packings. b) Inverse Participation Ratio (IPR), shows that sloshing modes are highly collective. c) Local Affinity (LA) shows that sloshing modes are also highly correlated.

we observe, as expected, a low frequency plateau associated with the Boson peak and then an  $\omega^2$  falloff at the lowest frequencies in our initial packings. The final hyperuniform configurations, however, have a remarkably different density of states: the lowest frequency scaling regime is entirely absent, replaced by an abrupt low frequency cutoff at a finite frequency forming a phononic band gap about zero frequency. Above this gap, there is a discrete band of modes which we refer to as “sloshing modes”. The high frequency behavior, however, remains largely unchanged.

Figure 7(b) shows the inverse participation ratio (IPR)



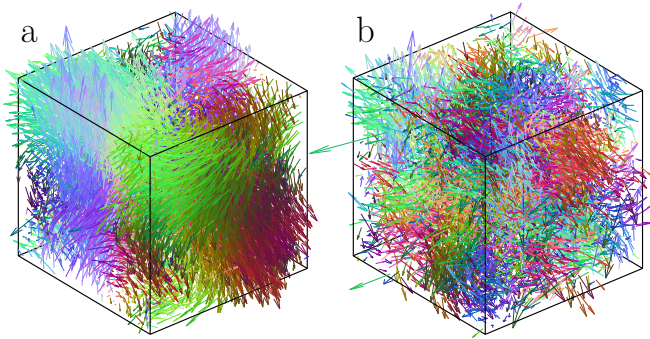


FIG. 8. Displacement field a typical sloshing mode in a hyperuniform packing (a) and a similar frequency mode in the initial packing (b). The length and color of each arrow represent the magnitude and direction of each particle's displacement in this mode. The normal mode of the hyperuniform packing is spatially coherent and reminiscent of a gyroidal structure, whereas that of the initial packing is incoherent.

as a function of frequency, defined for a given eigenvector as

$$\text{IPR} = \frac{\sum_i \|\vec{v}_i\|^4}{(\sum_i \|\vec{v}_i\|^2)^2}, \quad (3)$$

where  $\vec{v}_i$  is the mode displacement of the  $i^{\text{th}}$  particle. This quantity measures the localization of each mode. The modes that constitute the sloshing band are easily distinguished from the initial configurations as they are highly collective, with typical IPR lower than at any other point in the spectrum. The IPR for frequencies above the sloshing band is quantitatively similar to that observed in the initial configurations.

In addition to being collective, these modes are highly spatially correlated, consisting of nearly affine “sloshing” motions over large portions of the system, visualized in Figure 8. To quantify this, we define the *local affinity* (LA) of a single mode  $\vec{v}_i$  as

$$\text{LA} = \frac{1}{N_{\text{neigh}}} \sum_{\langle i, j \rangle} \frac{\vec{v}_i \cdot \vec{v}_j}{\|\vec{v}_i\| \|\vec{v}_j\|}, \quad (4)$$

where  $i$  indicates the particle index and  $\langle i, j \rangle$  denotes the  $N_{\text{neigh}}$  neighbors in the radical Delaunay triangulation

[22]. For each mode this quantity measures the extent to which adjacent particles oscillate in phase and in the same direction, having a value of 1 for a spatially affine displacement of the entire system. Figure 7(c) shows that when we measure the local affinity, we again find a clear distinction between the sloshing modes in the hyperuniform systems and the much less correlated low frequency modes of the initial configurations. Modes within the sloshing band are consistently more affine than the rest.

#### IV. CONCLUSIONS

We have demonstrated that hyperuniform, over-jammed, polydisperse granular packings not only exist, but can be efficiently generated at large system size through a process of iterative optimization. This result allows us to probe a concrete set of systems to better understand the implications of hyperuniformity.

Despite being chosen on geometrical grounds, the hyperuniform packings we construct exhibit unusual mechanical properties. We have investigated these by exploring their linear vibrational modes. Here we find a low energy band gap structure not seen in typical preparations, which includes highly collective excitations and regions of reduced density of states, indicative of the formation of phononic band gaps. Further modification of the band structure of granular media may be possible through similar geometric optimization.

Additionally, the lack of normal modes at low frequency suggests that these packings are highly stable against mechanical perturbation. Accordingly we believe that they lie in particularly deep wells in the soft sphere energy landscape. This suggests that the procedure of smoothing out density fluctuations through Voronoi iteration may be somewhat analogous to aging in thermal glasses. Further elaboration of this correspondence could shed light on the geometric properties of aged glasses, and the role of large-scale geometric heterogeneity in glassy dynamics.

#### V. ACKNOWLEDGEMENTS

We thank Ludovic Berthier, Raghuveer Parthasarathy, and Taiki Yanagishima for valuable discussion and feedback. This work is supported by the Simons Collaboration on Cracking the Glass Problem via award No. 454939.

- 
- [1] S. Torquato and F. H. Stillinger, Local density fluctuations, hyperuniformity, and order metrics, *Physical Review E* **68**, 10.1103/PhysRevE.68.041113 (2003).
  - [2] S. Torquato, Hyperuniformity and its generalizations, *Physical Review E* **94**, 022122 (2016), publisher: American Physical Society.

- [3] C. E. Zachary and S. Torquato, Hyperuniformity in point patterns and two-phase random heterogeneous media, *Journal of Statistical Mechanics: Theory and Experiment* **2009**, P12015 (2009), publisher: IOP Publishing.
- [4] S. Torquato, G. Zhang, and M. D. Courcy-Ireland, Hidden multiscale order in the primes, *Journal of Physics A*:

- Mathematical and Theoretical **52**, 135002 (2019), publisher: IOP Publishing.
- [5] E. Casini, G. Le Caër, and A. Martinelli, Short Hyperuniform Random Walks, *Journal of Statistical Physics* **160**, 254 (2015).
  - [6] D. Chen, E. Lomba, and S. Torquato, Binary mixtures of charged colloids: a potential route to synthesize disordered hyperuniform materials, *Physical Chemistry Chemical Physics* **20**, 17557 (2018), publisher: The Royal Society of Chemistry.
  - [7] D. Chen and S. Torquato, Designing disordered hyperuniform two-phase materials with novel physical properties, *Acta Materialia* **142**, 152 (2018).
  - [8] H. Tsurusawa, M. Leocmach, J. Russo, and H. Tanaka, Direct link between mechanical stability in gels and percolation of isostatic particles, *Science Advances* **5**, eaav6090 (2019), publisher: American Association for the Advancement of Science Section: Research Article.
  - [9] E. Lomba, J.-J. Weis, and S. Torquato, Disordered hyperuniformity in two-component nonadditive hard-disk plasmas, *Physical Review E* **96**, 062126 (2017), publisher: American Physical Society.
  - [10] J. H. Weijs, R. Jeanneret, R. Dreyfus, and D. Bartolo, Emergent Hyperuniformity in Periodically Driven Emulsions, *Physical Review Letters* **115**, 108301 (2015), publisher: American Physical Society.
  - [11] Q. Le Thien, D. McDermott, C. J. O. Reichhardt, and C. Reichhardt, Enhanced pinning for vortices in hyperuniform pinning arrays and emergent hyperuniform vortex configurations with quenched disorder, *Physical Review B* **96**, 094516 (2017), publisher: American Physical Society.
  - [12] E. Tjhung and L. Berthier, Hyperuniform Density Fluctuations and Diverging Dynamic Correlations in Periodically Driven Colloidal Suspensions, *Physical Review Letters* **114**, 148301 (2015), publisher: American Physical Society.
  - [13] S. Wilken, R. E. Guerra, D. J. Pine, and P. M. Chaikin, Hyperuniform Structures Formed by Shearing Colloidal Suspensions, *Physical Review Letters* **125**, 148001 (2020), publisher: American Physical Society.
  - [14] A. Chremos and J. F. Douglas, Hidden Hyperuniformity in Soft Polymeric Materials, *Physical Review Letters* **121**, 258002 (2018), publisher: American Physical Society.
  - [15] Y. Wu, P. Olsson, and S. Teitel, Search for hyperuniformity in mechanically stable packings of frictionless disks above jamming, *Physical Review E* **92**, 10.1103/PhysRevE.92.052206 (2015).
  - [16] C. E. Zachary, Y. Jiao, and S. Torquato, Hyperuniform Long-Range Correlations are a Signature of Disordered Jammed Hard-Particle Packings, *Physical Review Letters* **106**, 178001 (2011), publisher: American Physical Society.
  - [17] J. Kim and S. Torquato, Methodology to construct large realizations of perfectly hyperuniform disordered packings, *Physical Review E* **99**, 052141 (2019), publisher: American Physical Society.
  - [18] T. Yanagishima, J. Russo, R. P. A. Dullens, and H. Tanaka, Towards glasses with permanent stability, arXiv:2011.09259 [cond-mat] (2020), arXiv: 2011.09259.
  - [19] Y. Jiao, T. Lau, H. Hatzikirou, M. Meyer-Hermann, Joseph C. Corbo, and S. Torquato, Avian photoreceptor patterns represent a disordered hyperuniform solution to a multiscale packing problem, *Physical Review E* **89**, 022721 (2014).
  - [20] A. Ikeda, L. Berthier, and G. Parisi, Large-scale structure of randomly jammed spheres, *Physical Review E* **95**, 10.1103/PhysRevE.95.052125 (2017).
  - [21] E. Bitzek, P. Koskinen, F. Gähler, M. Moseler, and P. Gumbsch, Structural Relaxation Made Simple, *Physical Review Letters* **97**, 170201 (2006), publisher: American Physical Society.
  - [22] F. Aurenhammer, R. Klein, and D.-T. Lee, *Voronoi Diagrams and Delaunay Triangulations* (World Scientific, 2013) google-Books-ID: Z849kgEACAAJ.
  - [23] P. Charbonneau, E. I. Corwin, G. Parisi, A. Poncet, and F. Zamponi, Universal Non-Debye Scaling in the Density of States of Amorphous Solids, *Physical Review Letters* **117**, 045503 (2016).
  - [24] L. Zhang, J. Zheng, Y. Wang, L. Zhang, Z. Jin, L. Hong, Y. Wang, and J. Zhang, Experimental studies of vibrational modes in a two-dimensional amorphous solid, *Nature Communications* **8**, 67 (2017), bandiera\_abtest: a Cc\_license\_type: cc-by Cg\_type: Nature Research Journals Number: 1 Primary\_atype: Research Publisher: Nature Publishing Group Subject\_term: Glasses;Structure of solids and liquids Subject\_term\_id: glasses;structure-of-solids-and-liquids.
  - [25] F. Arceri and E. I. Corwin, Vibrational Properties of Hard and Soft Spheres Are Unified at Jamming, *Physical Review Letters* **124**, 238002 (2020), publisher: American Physical Society.
  - [26] H. Mizuno, H. Shiba, and A. Ikeda, Continuum limit of the vibrational properties of amorphous solids, *Proceedings of the National Academy of Sciences* **114**, E9767 (2017), publisher: National Academy of Sciences Section: PNAS Plus.